

XMM-Newton discovery of a possible cyclotron emission feature from the SFXT IGR J18483–0311

V. Sguera^{*†}

INAF, Istituto di Astrofisica Spaziale e Fisica Cosmica, Via Gobetti 101, I-40129 Bologna, Italy
E-mail: sguera@iasfbo.inaf.it

L. Sidoli

INAF, Istituto di Astrofisica Spaziale e Fisica Cosmica, Via E. Bassini 15, I-20133 Milano, Italy

A. Bazzano

INAF, Istituto di Astrofisica Spaziale e Fisica Cosmica, Via Fosso del Cavaliere 100, I-00133 Rome, Italy

L. Bassani

INAF, Istituto di Astrofisica Spaziale e Fisica Cosmica, Via Gobetti 101, I-40129 Bologna, Italy

M. Orlandini

INAF, Istituto di Astrofisica Spaziale e Fisica Cosmica, Via Gobetti 101, I-40129 Bologna, Italy

We report the results from an archival *XMM-Newton* observation of the Supergiant Fast X-ray Transient (SFXT) IGR J18483–0311 during its apastron passage. The measured 0.5–10 keV luminosity state (1.3×10^{33} erg s⁻¹) is the lowest ever reported in the literature, it is best fitted by an absorbed black body model yielding parameters consistent with previous measurements. In addition, we find evidence of an emission line feature at ~ 3.3 keV in the 0.5–10 keV EPIC-pn source spectrum. We show that its physical explanation in terms of atomic emission line appears unlikely and conversely we attempt to ascribe it to an electron cyclotron emission line which would implies a neutron star magnetic field of the order of $\sim 3 \times 10^{11}$ G. A possible hint of the first harmonic is also found. If firmly confirmed by future longer X-ray observations, this would be the first detection ever of a cyclotron feature in the X-ray spectrum of a SFXT, with important implications on theoretical models.

*8th INTEGRAL Workshop The Restless Gamma-ray Universe - INTEGRAL 2010,
September 27-30, 2010
Dublin Ireland*

^{*}Speaker.

[†]The authors acknowledge the ASI financial support via grant ASI-INAF I/033/10/0 and I/009/10/0.

1. Introduction

During the last few years, the INTEGRAL satellite has played a key role in discovering a previously unrecognized class of high-mass X-ray binaries which display a very unusual and intriguing fast X-ray transient behaviour and host a massive OB supergiant star as companion donor: the so-called Supergiant Fast X-ray Transients (SFXTs; Sguera et al. 2005, 2006; Negueruela et al. 2006). To date ~ 10 firm SFXTs are known (plus the same number of candidates), they are characterized by long periods of low X-ray activity level (with luminosities values or upper limits in the range 10^{32} – 10^{34} erg s $^{-1}$), interspersed with short, strong flares lasting from a few hours to no more than a few days and reaching peak luminosities of 10^{36} – 10^{37} erg s $^{-1}$. The broad band X-ray spectra of SFXTs are very similar to those of accreting X-ray pulsars (i.e. flat power law below 10 keV and cut-off at 10–30 keV) strongly suggesting that they host a neutron star as well. Indeed X-ray pulsations have been detected in four SFXTs with spin periods ranging from 5 to 230 seconds.

The physical reasons behind the intriguing SFXTs behaviour are still not explained and several theoretical mechanisms have been proposed in the literature (see Sidoli 2009 for a review). All such models are based on the general consensus that the supergiant wind is highly inhomogeneous and structured (clumpy), however they can be mainly divided into two major groups i) models invoking spherically symmetric/anisotropic clumpy winds ii) models invoking gated mechanisms able to stop/allow the accretion onto a highly magnetized ($B \sim 10^{14}$ G, i.e. magnetar) and slow ($P \geq 1000$ s) neutron star.

IGR J18483–0311 is one of the firm known SFXT (Sguera et al. 2007). It is composed by a 21 seconds neutron star as compact object and a B0.5Ia supergiant star as companion donor located at ~ 3 kpc (Rahoui & Chaty 2008). To date several outbursts were observed by INTEGRAL and Swift showing luminosities and durations up to $\sim 3 \times 10^{36}$ erg s $^{-1}$ and ~ 3 days, respectively. The orbit of the system is likely small and eccentric with a period of ~ 18.5 days (Sguera et al. 2007, Romano et al. 2010).

Here we report the results from an archival *XMM-Newton* observation of IGR J18483–0311.

2. *XMM-Newton* observation and results

An *XMM-Newton* observation of the source, performed on 12 October 2006 for a total exposure of ~ 20 ks, was fortunately timed catching it right during the apastron passage at $\phi=0.52$. However, after rejecting time intervals affected by high background the net good exposure time reduced to 14.4 ks. The source net count rates (1–10 keV) are 0.097 ± 0.003 counts s $^{-1}$ (pn), 0.035 ± 0.002 counts s $^{-1}$ (MOS1), and 0.027 ± 0.001 counts s $^{-1}$ (MOS2). Since the spectroscopy with the MOS cameras does not provide any improvement with respect to the analysis of the pn spectrum alone, in the following we report only on the source EPIC pn results.

We first fit the 0.5–10 keV EPIC-pn spectrum of IGR J18483–0311 with an absorbed power law model whose best fit parameters ($N_H = 7.8_{-1.1}^{+1.3} \times 10^{22}$ cm $^{-2}$, $\Gamma=2.4 \pm 0.3$) are in fair agreement with those already reported by Giunta et al. (2009). However, we note that such model gives a statistically inadequate representation of the observed spectrum being the $\chi^2_{\nu}=1.46$ for 52 d.o.f. This motivates us to investigate alternative spectral models. The best fit was achieved by using an

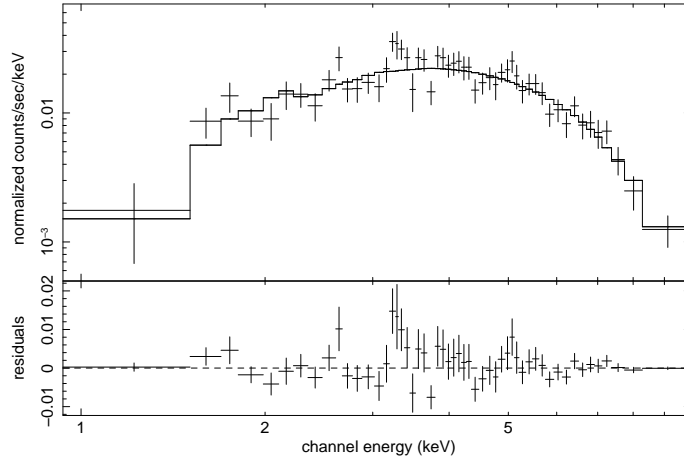


Figure 1: Data-to-model (absorbed black body) and corresponding residuals of the 0.5–10 keV EPIC-pn spectrum of IGR J18483–0311.

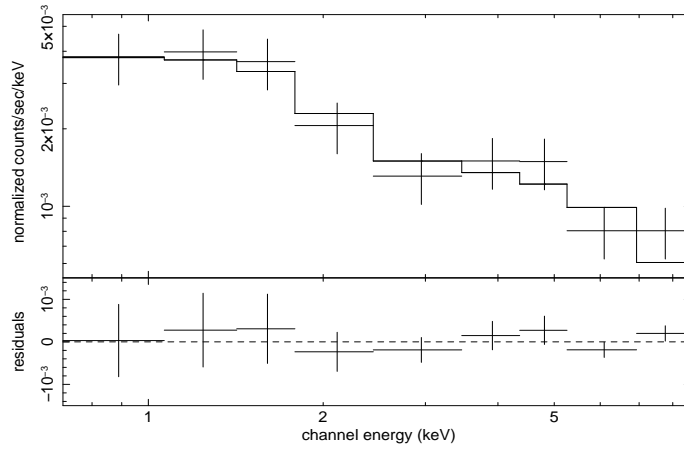


Figure 2: Data-to-model (power law) and corresponding residuals of the 0.5–10 keV EPIC-pn background spectrum of IGR J18483–0311.

absorbed thermal black body ($\chi^2_{\nu}=1.17$, 52 d.o.f.) yielding spectral parameters ($N_H=3.4^{+0.6}_{-0.5} \times 10^{22} \text{ cm}^{-2}$, $kT=1.35 \pm 0.08 \text{ keV}$) consistent with previous measurements by Romano et al. (2010) from a Swift/XRT monitoring campaign covering an entire orbital period. Fig. 1 shows the absorbed black body fit spectrum and the corresponding residuals. The unabsorbed 0.5–10 keV flux is $1.24 \times 10^{-12} \text{ erg cm}^{-2} \text{ s}^{-1}$ which translates into a X-ray luminosity of $1.3 \times 10^{33} \text{ erg s}^{-1}$ by assuming a distance of the optical counterpart of 3 kpc. This is the lowest X-ray state of the source ever reported in the literature, compatible with the 3σ upper limit measured by Swift/XRT in the same energy band (Romano et al. 2010). The detection of X-ray pulsations during this state (Giunta et al. 2009) strongly suggest that it is very likely due to accretion onto the neutron star even if at much lower rate than that during the outbursts activity. Above 20 keV, the lowest hard X-ray state of the source has been measured by IBIS/ISGRI and it is about one order of magnitude higher (Sguera et al. 2010). Although the absorbed black body model is a reasonable statistical description of




Figure 3: EPIC-PN image (0.5-10 keV) of the field of IGR J18483–0311 during the 2006 observation. The source and background regions (40 arcseconds radius) considered for the analysis are superimposed.

the continuum, the ratio of data to model clearly show an excess around ~ 3.3 keV (see Fig. 1), suggesting the presence of a possible spectral line. Such feature is effectively required at a 99.4% significance level of confidence ($\sim 3\sigma$) according to a F-test ($\chi^2_{\nu}=0.97$, 49 d.o.f), it has an energy centroid of ~ 3.28 keV and intensity equal to $5.5^{+1.5}_{-1.7} \times 10^{-6}$ photon $\text{cm}^{-2} \text{s}^{-1}$ (uncertainties given at 68% confidence level) for a significance detection of $\sim 3.5\sigma$. We are aware that the F-test is not a good and proper measure of the actual significance of such spectral line feature (see Protassov et al. 2002), however it could give an indication and to this aim we point out that the obtained low F-test probability value should make the detection of the line stable against mistakes in the calculation of its significance. In addition, we also performed a Run Test which can provide useful additional information. In fact, the Run Test (Barlow 1989) can be used to check a randomness hypothesis for a two-valued data sequence or whether a function fits well to a data set or not. We performed a Run test to the residuals in Fig. 1 to test the randomness of their distribution and determine if there are any patterns or trends. As result, we obtained a chance probability equal to about 1% that the pattern under analysis has been generated by a random process. Such reasonably low value provides a statistical evidence that the pattern of residuals in Fig. 1 was not generated randomly.

In order to rule out an artificial nature of the spectral emission line due to instrumental effects, we checked that the response matrix did not introduce any strong feature around 3.3 keV and note that no uncalibrated instrumental features or edges are expected or known close to the same energy. In addition the inspection of the background spectrum, whose spectral shape is best fitted by a hard power law ($\chi^2_{\nu}=0.6$, 7 d.o.f), did not reveal any spectral feature around 3.3 keV as clearly visible in Fig. 2. We also note that the background spectrum was extracted from a region of 40 arcseconds radius in the same CCD as IGR J18483–0311 and Fig. 3 clearly show that no X-ray sources are located inside of it.

The absence of any known or found systematic effects give us confidence about the non-instrumental nature of the observed spectral line. As for its possible physical origin, firstly we took into account the possibility that it could be due to atomic transition lines. According to several atomic database (i.e. ATOMDB¹) we found that two lines from highly ionized Argon are expected close to ~ 3.3 keV (i.e. Ar XVIII at 3.32 keV and Ar XVII at 3.14 keV). However, we consider unlikely a physical explanation in terms of Ar lines because of the following reasons: i) it would

¹<http://cxc.harvard.edu/atomdb/WebGUIDE/index.html>

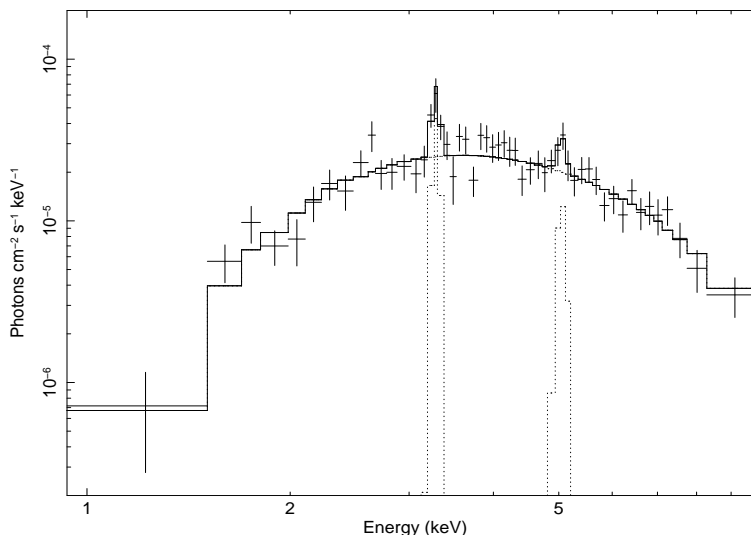


Figure 4: Unfolded EPIC-pn spectrum (0.2–10 keV) best fit with an absorbed black body model plus the fundamental cyclotron line at 3.28 keV and its first harmonic.

require an unexplainable high overabundance of Ar which is not obvious in the neutron star atmosphere or in its surrounding ambient, ii) it would not explain why only the highly ionized Ar line is observed and no other lines are seen from more abundant elements, iii) it would not justify the lack of a similar spectral feature in any of the many known accreting X-ray pulsar in HMXBs for which much higher signal to noise X-ray spectra are available. Therefore, we explored an alternative physical explanation in terms of electron cyclotron emission from an X-ray pulsar accreting at a low rate, as predicted by Nelson et al. (1995,1993). Specifically, these authors predicted the possible detection of electron cyclotron emission lines in the X-ray spectra of magnetized and transient X-ray pulsars during their low luminosity quiescent state (i.e $L_x \leq 10^{34}$ erg s^{-1}). The energy line center is expected to peak at energies in the range ~ 2 – 20 keV and it should be superposed on the underlying soft thermal emission. Emission-like features, similar to the ones predicted, have been observed in the X-ray spectrum of a handful of transient X-ray pulsars in HMXB systems during low luminosity states (Nelson et al. 1995). We point out that the emission feature observed from IGR J18483–0311 could be similar to the one predicted by Nelson et al. (1995, 1993). This interpretation would imply a neutron star magnetic field value equal to $\sim 2.8 \times 10^{11}$ G (if the forming region is situated far above the neutron star polar cap) or alternatively $\sim 3.7 \times 10^{11}$ G (if it is situated close to the neutron star surface, i.e. at the base of the accretion column, and so affected by a gravitational redshift of $z=0.3$)

In addition, the possible detection of eventual harmonics has been also investigated. The first harmonic line is expected around ~ 5.04 keV or alternatively ~ 6.6 keV, depending if the forming region is situated close or far above to the neutron star surface respectively. Inspection of the residuals in Fig. 1 show a very weak excess only around ~ 5 keV, such residuals can be modelled with an additional gaussian line required at only $\sim 94\%$ significance level of confidence ($\sim 2\sigma$) according to a simple F-test, its energy centroid and intensity are ~ 5.04 keV and $2.5_{-1.2}^{+1.4} \times 10^{-6}$ photon $cm^{-2} s^{-1}$ (uncertainties given at 68% confidence level) for a significance detection of $\sim 2\sigma$.

Since no atomic transition lines are expected close to ~ 5 keV, such possible emission feature could be related to the first harmonic of the fundamental cyclotron line. Fig. 4 shows the 0.2–10 keV unfolded EPIC-pn spectrum fitted with an absorbed black body model plus the fundamental cyclotron line and its first harmonic.

To date, IGR J18483–0311 is the only SFXT which exhibits a possible cyclotron emission feature in its X-ray spectrum. The lowest X-ray luminosity state achieved during the apastron passage as well as the sufficiently long observation with an appropriate and sensitive enough X-ray facility such as *XMM-Newton* could have possibly favoured the detection of the putative cyclotron emission line. Unfortunately, we can go no further on the above issues because the available exposure time and statistics of the data prevent us from a more detailed investigation. Longer X-ray observations of IGR J18483–0311 using *XMM-Newton*, for example, are strongly needed in order to achieve a higher signal to noise ratio. This would allow us a much deeper investigation, in order to support or reject our proposed interpretation in terms of electron cyclotron emission line. If firmly confirmed by a future longer *XMM-Newton* observation, this would be the first detection ever of a cyclotron feature in the X-ray spectrum of a SFXT. Its implications are very important: it will help in discriminating between different theoretical models proposed in the literature to physically explain the outbursts mechanisms at work in SFXTs, i.e. involving highly magnetized ($B \geq 10^{14}$ G) or lower magnetized neutron stars ($B \sim 10^{11}$ G).

References

- [1] Barlow, R.J., 1989, The Manchester Physics Series, New York, Wiley
- [2] Giunta, A. et al., 2009, MNRAS, 399, 744
- [3] Negueruela, I. et al., 2005, ESA SP-604, 165
- [4] Nelson, R. W. et al., 1995, ApJ, 438L, 99
- [5] Nelson, R. W. et al., 1993, ApJ, 418, 874
- [6] Protassov R. et al., 2002, ApJ, 571, 545
- [7] Rahoui, F., Chaty, S., 2008, A&A, 492, 63
- [8] Romano, P. et al., 2010, MNRAS, 401, 1564
- [9] Sguera, V. et al., 2005, A&A, 444, 221
- [10] Sguera, V. et al., 2006, ApJ, 646, 452
- [11] Sguera, V. et al., 2007, A&A, 467, 249
- [12] Sguera, V. et al., 2010, MNRAS, 402L, 49S
- [13] Sidoli, L. 2009, AdSpR, 43, 1464